

# TEESTA VALLEY TEA CO. LTD.

Telephones :  
2248-3585 / 2248-6738  
2248-8704 / 2248-6458  
Fax : 033-2248-2762  
"TEESTATEA" Kolkata

5 & 7, Netaji Subhas Road  
(2nd Floor)  
P. O. Box 184  
Kolkata - 700 001, India  
CIN : L15491WB1876PLC000347

Ref. : .....

Date : .....

Name of the Company Teesta Valley Tea Co. Ltd.

Scrip Code - Quarter ended 31.12.2014

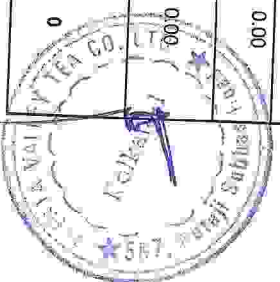
Class of Security Equity

|   |                                |   |  |
|---|--------------------------------|---|--|
| Partly paid-up shares:-   | No. of partly paid-up shares   | As a % of total no. of partly paid-up shares              | As a % of total no. of shares of the company   |
| Held by promoter/promoter group   | N.A.                           | N.A.  | N.A.   |
| Held by public  | N.A.                           | N.A.  | N.A.   |
| <b>Total</b>  | N.A.                           | N.A.  | N.A.   |
| Outstanding convertible securities:-  | No. of outstanding securities  | As a % of total No. of outstanding convertible securities | As a % of total no. of shares of the company, assuming full conversion of the convertible securities |
| Held by promoter/promoter group   | N.A.                           | N.A.  | N.A.   |
| Held by public  | N.A.                           | N.A.  | N.A.   |
| <b>Total</b>  | N.A.                           | N.A.  | N.A.   |
| Warrants:-  | No. of warrants                | As a % of total no. of warrants                           | As a % of total no. of shares of the company, assuming full conversion of the warrants               |
| Held by promoter/promoter group   | N.A.                           | N.A.  | N.A.   |
| Held by public  | N.A.                           | N.A.  | N.A.   |
| <b>Total</b>  | N.A.                           | N.A.  | N.A.   |
| <b>Total paid-up capital of the company assuming full conversion of warrants and convertible securities</b> | 150000 shares of Rs. 10/- each |   |  |




**(1)(a) Statement showing Shareholding Pattern**

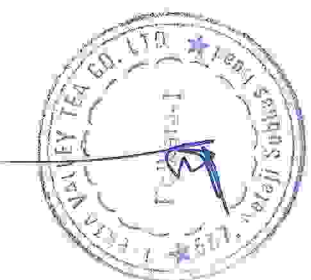
| Category Code | Category of Shareholder  | No of Shareholder | Total No of Shares                       | Number of Shares held in dematerialized form | Total Shareholding as a percentage of total number of Shares |                                  | Number of Shares pledged or otherwise encumbered | As a Percentage (ix) = (viii)/(iv)*100 |      |
|---------------|--|-------------------|--|--|--|----------------------------------|--|--|------|
|               |  |                   |  |  | As a percentage of (A+B) (vi)                                | As a percentage of (A+B+C) (vii) |  |  |      |
| (A)           | Shareholding of Promoter and Promoter Group                              | (i)               | (iii)                                    | (iv)   | (v)  |                                  |  |  |      |
|               |  | (a)               | Individuals/Hindu Undivided Family       | 2  | 23796  | 0                                | 15.864   | 15.864                                 | 0.00 |
|               |  | (b)               | Central Government/ State Government (S) | 0  | 0  | 0                                | 0.00   | 0.00                                   | 0.00 |
|               |  | (c)               | Bodies Corporate                         | 8  | 78116  | 0                                | 52.07733333                                      | 52.08                                  | 0.00 |
|               |  | (d)               | Financial Institutions/ Banks            | 0  | 0  | 0                                | 0.00   | 0.00                                   | 0.00 |
| (e)           | Any Other (specify)  | 0                 | 0  | 0  | 0.00   | 0.00                             | 0.00   |  |      |
|               | <b>Sub-Total (A) (1)</b>   | 10                | 101912                                   | 0  | 67.94133333  | 67.94133333                      | 0  | 0                                      |      |
| -2            | Foreign  |                   |  |  |  |                                  |  |  |      |
| (a)           | Individuals/ Non resident Individuals/Foreign Individuals)               | 0                 | 0  | 0  | 0.00   | 0.00                             | 0.00   | 0.00                                   |      |
| (b)           | Bodies Corporate   | 0                 | 0  | 0  | 0.00   | 0.00                             | 0.00   | 0.00                                   |      |
| (c)           | Institutions   | 0                 | 0  | 0  | 0.00   | 0.00                             | 0.00   | 0.00                                   |      |
| (d)           | Any Other (specify)  | 0                 | 0  | 0  | 0.00   | 0.00                             | 0.00   | 0.00                                   |      |
|               | <b>Sub-Total (A) (2)</b>   | 0                 | 0  | 0  | 0.00   | 0.00                             | 0.00   | 0.00                                   |      |
|               | <b>Total Shareholding of Promoter and Promoter Group A=(A)(1)+(A)(2)</b> | 10                | 101912                                   | 0  | 67.94133333  | 67.94133333                      | 0  | 0.00                                   |      |



| (B) | Public Shareholding   |     |       |      |               |       |      |      |      |
|-----|---|-----|-------|------|---------------|-------|------|------|------|
| -1  | Institution   |     |       |      |               |       |      |      |      |
| (a) | Mutual Funds/UTI  | 0   | 0     | 0    | 0             | 0.00  | 0.00 | 0.00 | 0.00 |
| (b) | Financial Institution/Banks   | 5   | 4043  | 3400 | 2,695,333,333 | 2.70  | 0.00 | 0.00 | 0.00 |
| (c) | Central Government/State Government   | 0   | 0     | 0    | 0             | 0.00  | 0.00 | 0.00 | 0.00 |
| (d) | Venture Capital Funds   | 0   | 0     | 0    | 0.00          | 0.00  | 0.00 | 0.00 | 0.00 |
| (e) | Insurance Companies   | 0   | 0     | 0    | 0.00          | 0.00  | 0.00 | 0.00 | 0.00 |
| (f) | Foreign Institutional Investors   | 0   | 0     | 0    | 0.00          | 0.00  | 0.00 | 0.00 | 0.00 |
| (g) | Foreign Venture Capital Investors   | 0   | 0     | 0    | 0.00          | 0.00  | 0.00 | 0.00 | 0.00 |
| (h) | Any Other   | 0   | 0     | 0    | 0.00          | 0.00  | 0.00 | 0.00 | 0.00 |
|     | <b>Sub-Total (B) (1)</b>  | 5   | 4043  | 3400 | 2,695,333,333 | 2.69  | 0    | 0.00 | 0.00 |
| -2  | <b>Non Institutions</b>   |     |       |      |               |       |      |      |      |
| (a) | Bodies Corporate  | 7   | 1089  | 0    | 0.726         | 0.93  | 0.00 | 0.00 | 0.00 |
| (b) | Individuals-  |     |       |      |               |       |      |      |      |
|     | (i) Individual shareholders holding nominal share capital up to Rs.1 Lakh         | 373 | 36310 | 348  | 24,206,666.67 | 24.06 | 0.00 | 0.00 | 0.00 |
|     | (ii) Individual shareholders holding nominal share capital in excess of Rs.1Lakh. | 0   | 0     | 0    | 0.00          | 0.00  | 0.00 | 0.00 | 0.00 |



| (c) | Any Others   |     |        |      |             |             |      |      |  |  |  |
|-----|--|-----|--------|------|-------------|-------------|------|------|--|--|--|
|     |  |     |        |      |             |             |      |      |  |  |  |
|     | NRIS Trust   | 7   | 6646   | 0    | 4.43066667  | 4.43        | 0.00 | 0.00 |  |  |  |
|     |  | 0   | 0      | 0    | 0           | 0.00        |      |      |  |  |  |
|     | Sub-Total (B) (2)  | 387 | 44045  | 348  | 29.36333333 | 29.36333333 | 0    | 0    |  |  |  |
|     | Total Public Shareholding<br>B=(B)(1)+(B)(2)   | 392 | 48088  | 3748 | 32.05866667 | 32.05333333 | 0    | 0    |  |  |  |
|     | Total (A)+(B)  | 402 | 150000 | 3748 | 100.00      | 100.00      | 0.00 | 0.00 |  |  |  |
|     | (C)  | 0   | 0      | 0    | 0.00        | 0.00        | 0.00 | 0.00 |  |  |  |
|     | Shares held by Custodians and against which Depository Receipts have been issued:<br>a) Promoter and promoter Group<br>b) Public Group |     |        |      |             |             |      |      |  |  |  |
|     | GRAND TOTAL<br>(A)+(B)+(C)   | 402 | 150000 | 3748 | 100         | 100         | 0    | 0    |  |  |  |



(i)(b) Statement showing Shareholding (including shares, warrants and convertible securities) of persons belonging to the category 'Promoter and Promoter Group'

| Sl.No. | Name of the Shareholder        | Total Shares held |  | Shares Pledged or Otherwise Encumbered |                                    | Details of Warrants  |               | Details of Convertible                              |             | (Including underline) |
|--------|--------------------------------|-------------------|--|--|------------------------------------|--|---------------|---|-------------|-----------------------|
|        |                                | Number (iii)      | As a % of grand total (A)+(B)+(C) (iv) | Number (v)                             | As a percentage (vi)=(v)/(iii)*100 | As a % of Grand total (A)+(B)+@ of Sub-Clause (i)(a) (vii) | Number (viii) | As a percentage of warrants held in that class (ix) | Number (x)  |                       |
| 1      | Bharat Bajajia                 | 19600             | 13.07                                  | 0.00                                   | 0.00                               | 0.00   | 0.00          | 0.00  | 0.00        | 13.07                 |
| 2      | Mohambhai Inv. Co. Pvt. Ltd.   | 15900             | 10.60                                  | 0.00                                   | 0.00                               | 0.00   | 0.00          | 0.00  | 0.00        | 10.60                 |
| 3      | Zen Industrial Services Ltd    | 14152             | 9.43                                   | 0.00                                   | 0.00                               | 0.00   | 0.00          | 0.00  | 0.00        | 9.43                  |
| 4      | Trishul Co. Pvt. Ltd.          | 11223             | 7.48                                   | 0.00                                   | 0.00                               | 0.00   | 0.00          | 0.00  | 0.00        | 7.48                  |
| 5      | Orlando Holdings Ltd           | 10457             | 6.97                                   | 0.00                                   | 0.00                               | 0.00   | 0.00          | 0.00  | 0.00        | 6.97                  |
| 6      | Tingannia Tea Seed Co. Ltd.    | 8525              | 5.68                                   | 0.00                                   | 0.00                               | 0.00   | 0.00          | 0.00  | 0.00        | 5.68                  |
| 7      | Teesta Valley Exports Ltd.     | 8000              | 5.33                                   | 0.00                                   | 0.00                               | 0.00   | 0.00          | 0.00  | 0.00        | 5.33                  |
| 8      | Barnhart Investment Co. P. Ltd | 7414              | 4.94                                   | 0.00                                   | 0.00                               | 0.00   | 0.00          | 0.00  | 0.00        | 4.94                  |
| 9      | Abha Bajajia                   | 4196              | 2.80                                   | 0.00                                   | 0.00                               | 0.00   | 0.00          | 0.00  | 0.00        | 2.80                  |
| 10     | The Bornmahjan Tea Co. Ltd     | 2445              | 1.63                                   | 0.00                                   | 0.00                               | 0.00   | 0.00          | 0.00  | 0.00        | 1.63                  |
|        | <b>Total</b>                   | <b>101912</b>     | <b>67.94</b>                           | <b>0.00</b>                            | <b>0.00</b>                        | <b>0.00</b>  | <b>0.00</b>   | <b>0.00</b>   | <b>0.00</b> | <b>67.94</b>          |

(\*) The term "encumbrance" has the same meaning as assigned to it in regulation 28(3) of the SAST Regulations, 2014.

(i)(c) Statement showing Shareholding of securities (including shares, warrants and convertible securities) persons belonging to the category 'Public' and holding more than 1% of total number of shares

| Sl.No. | Name of the Shareholder        | Total Shares held |  | Shares Pledged or Otherwise Encumbered |                                    | Details of Warrants  |               | Securities  |            | (Including underline) |
|--------|--------------------------------|-------------------|--|--|------------------------------------|--|---------------|---|------------|-----------------------|
|        |                                | Number (iii)      | As a % of grand total (A)+(B)+(C) (iv) | Number (v)                             | As a percentage (vi)=(v)/(iii)*100 | As a % of Grand total (A)+(B)+@ of Sub-Clause (i)(a) (vii) | Number (viii) | As a percentage of warrants held in that class (ix) | Number (x) |                       |
| 1      | Severthal Anopchand Shah       | 6000              | 4.00                                   | 0.00                                   | 0.00                               | 0.00   | 0.00          | 0.00  | 0.00       | 4.00                  |
| 2      | I M Pollard Willson            | 4000              | 2.67                                   | 0.00                                   | 0.00                               | 0.00   | 0.00          | 0.00  | 0.00       | 2.67                  |
| 3      | United India Insurance Co. Ltd | 2000              | 1.33                                   | 0.00                                   | 0.00                               | 0.00   | 0.00          | 0.00  | 0.00       | 1.33                  |
| 4      | Kalpna Biswas                  | 2000              | 1.33                                   | 0.00                                   | 0.00                               | 0.00   | 0.00          | 0.00  | 0.00       | 1.33                  |
|        | <b>Total</b>                   | <b>14000</b>      | <b>9.333333333</b>                     | <b>0</b>                               | <b>0</b>                           | <b>0</b>   | <b>0</b>      | <b>0</b>  | <b>0</b>   | <b>9.333333333</b>    |

(i)(c) Statement showing Shareholding of securities persons belonging to the category 'Public' and holding more than 5% of total number of shares

